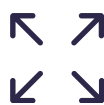


# Clinical Success Starts with Precision from Day One

Delivering greater confidence to trials that depend on pathology for regulatory and technical success



**Accelerate Patient Enrollment**  
 More accurate and reproducible measurements has the potential to improve screen failure rates



**Maximize Response Measurement**  
 More accurate and reproducible endpoint measurement to capture true drug efficacy

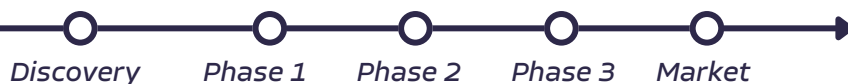


**Optimized Operations**  
 Focus on deep pathology expertise to maximize quality & compliance of processes



**Industry Leading Speed**  
 Our commitment to quality enables ~5 days from sample receipt to provision of site report

## Unparalleled support for every step of clinical development



AI Products for biomarker development or endpoint assessment

Biopharma Lab Services



AI-Powered Services

### Scalable AI-powered pathology across the drug development lifecycle

#### AI Products

Understand biomarkers, mechanisms of action, associate histologic features with patient outcomes & drug response. **Develop & commercialize AI algorithms into regulated & scalable diagnostics**



Biopharma Lab Services

#### Comprehensive menu of Histology Services

Clinical lab operations to drive **drug discovery throughout its lifecycle**

#### Scan and upload slides

**Digitization capabilities** and **validation** across the range of leading scanners



High Quality Pathologist Services

#### Nuanced manual scoring capabilities

**Access to > 500 pathologists' across specialties**

Built in annotation and measurement tool within AISight®

**Facilitating accurate measurement and review by pathologists around the globe**



**WHITE GLOVE SUPPORT**



**ACCESS TO >500 PATHOLOGISTS**



**GUIDANCE FOR SCORING STRATEGIES**

## PathAI's clinical development services achieve unmatched turnaround time



Industry Standard: 5-6 weeks



# 4-7 days turnaround time

**8-16 weeks:** All startup activities & database creation

4-7 days TAT



### Strategy & Setup

Pathology charter, data management plan and analytical plan development

AI Sight® CT customization and database build

In-person site training to ensure biopsy and sampling consistency



Reduce Risk



### Anatomical & Digital Pathology Operations

Faster TAT with same-day sample processing upon receipt

H&E, IHC & special stains + multiple scanner types for maximum flexibility



Reduce Re-Work



### Consistent Reporting

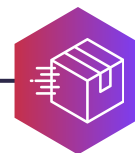
Central pathology reading  
Real-time tracking

Query handling & resolution

**Seamless integration of AI**



Improve compliance



### Post-Trial Services

Secure cloud-based data storage, transfer & access

Support regulatory submission (if applicable)



**Holistic quality management system (QMS)**  
for digital pathology workflows in clinical development

## Best-in-class platforms & algorithms

to ensure reproducible scoring and enable exploratory analysis



- GCP/GCLP Compliant
- 21 CFR Part 11 Compliant
- Manual & AI options
- Results reported directly from platform

Learn more at [www.pathai.com](http://www.pathai.com)

Contact us at [bd@pathai.com](mailto:bd@pathai.com)

AI Sight® is for research use only. Not for use in diagnostic procedures.  
© 2024 PathAI, Inc. | PathAI and its logo are registered trademarks of PathAI.

[www.pathai.com](http://www.pathai.com)  
1325 Boylston Street Suite 10000 Boston, MA 02215